

# Improving the uptake of cervical screening in pregnant and recently post-natal women in Somerset

**Dr Sarah Coleridge**

**MRCOG MBChB DFRH**

**Gynaecological Oncology Sub-Speciality Trainee**

**Nottingham University Hospitals**

Welcome to 

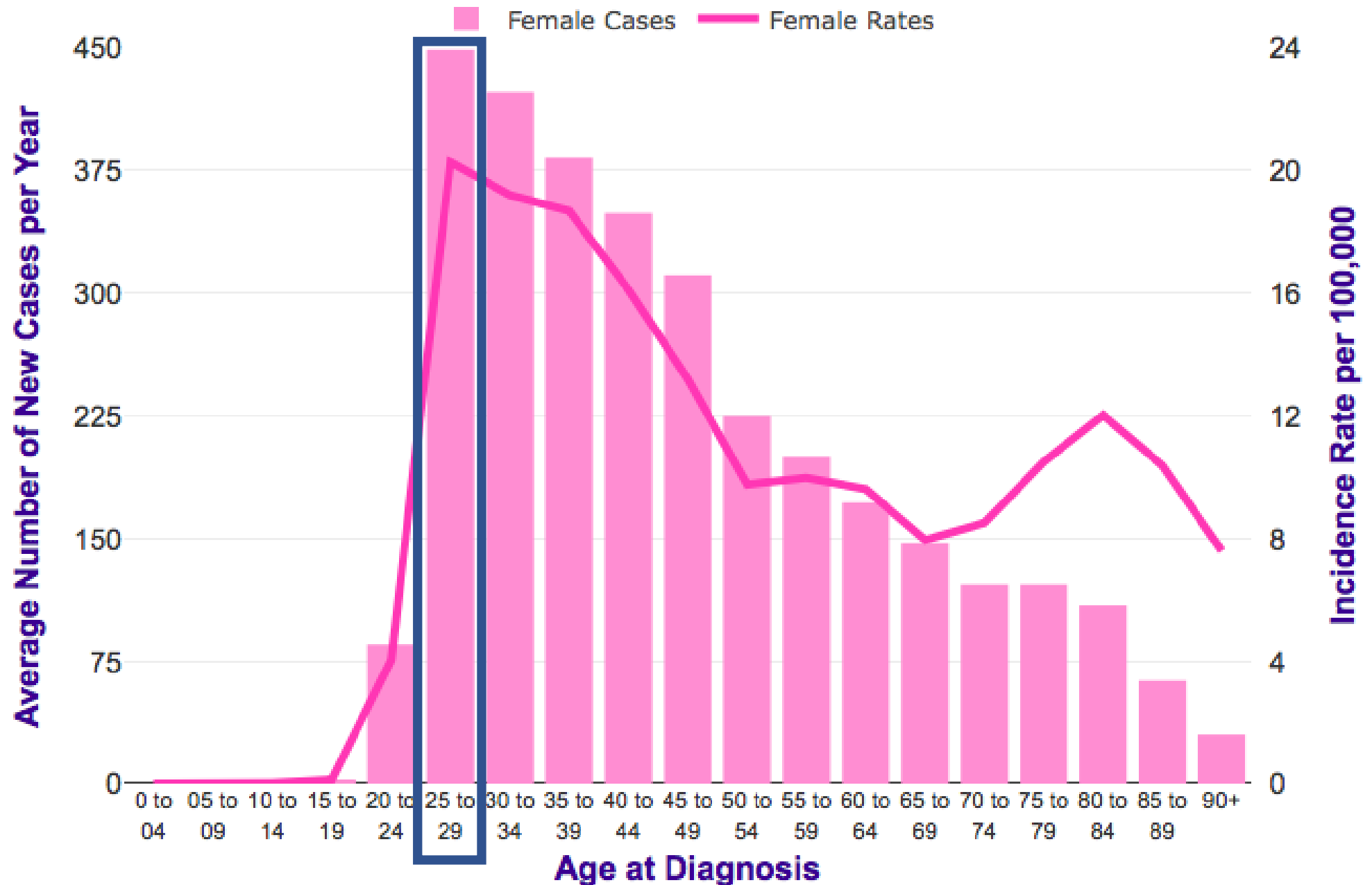
Musgrove Park  
Hospital

← ALL PARKING → CHILDREN ONLY →

Thank you for your support with the NHS  
Musgrove Park Hospital


This is a smoke free site

# Incidence Cervical Cancer per 100,000 population 2014-16





Essentials for taking a Liquid Based Cytology cervical smear:  
 Cervix sampling brush  
 Sample collection pot  
 Pathology request form



Imperial College Healthcare NHS Trust

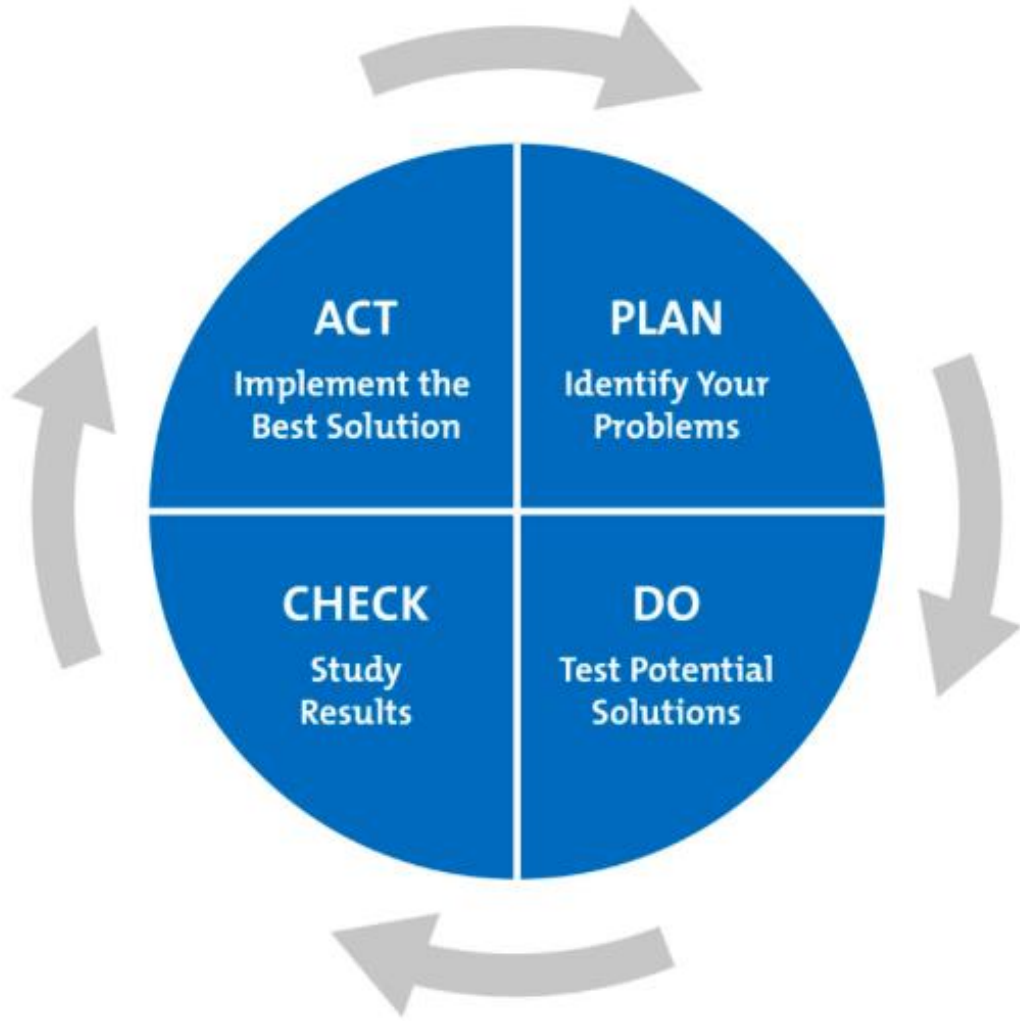
**NHS**  
 WRITE CLEARLY  
 WITH BALLPOINT  
 PEN

ENTER DETAILS IN  
 BOXES ON THIS  
 APPROPRIATE  
 NUMBER

01 Women's hospital registration number		02 Laboratory	
03 Woman's name Surname _____ First name _____		Previous surname _____ Telephone number _____	
Full postal address _____ _____		post code _____	
04 Date of birth _____/_____/_____		05 NHS number _____	
06 If hospital state consultant, clinic or ward, and hospital			
<b>A</b> Name and address of sender if not GP _____ _____			
post code _____			
<b>B</b> Name and address of GP _____ _____			
post code _____			
08 GP's local code		GP's national code	
09 GP _____ 1	NHS hospital _____ 4	10 _____ 1	_____ 4
Source of smear	NHS community clinic _____ 2	Private _____ 5	LOCAL _____ 2
	GUM clinic _____ 3	Other _____ 6	CODES _____ 3
			_____ 5
			_____ 6

11 Code number of laboratory		12 Site serial number	
<b>CLINICAL REPORT</b>			
Date of _____/_____/_____			
13 Title test _____/_____/_____		11 Reason for smear	
14 LAMP (if test) _____/_____/_____		routine test _____ 1	
15 Last test _____/_____/_____		routine recall _____ 2	
16 If no previous test please put a <input type="checkbox"/>		previous abnormal smear _____ 4	
		previous inadequate smear _____ 5	
		opportunistic _____ 6	
		follow-up after treatment _____ 7	
		other _____ 8	
19 Condition (if applicable)		I.U.C.D. fitted _____ 3	
pregnant _____ 1		taking hormones (specify in 20) _____ 4	
post-menopausal (<12 weeks) _____ 2			
<b>20 Clinical Data</b>			
cervical ectopy _____ 1		Other (specify) _____ 2	
cervix visualised _____ Y/N		360° Sweep _____ Y/N	
Signature _____		I.D. _____	

<b>21 CYTOLOGY REPORT</b>			
22 Cytological pattern		23 Specific infection	
adequate specimen _____ 1		trichomonas _____ 1	
negative _____ 2		candida _____ 2	
borderline changes _____ 6		wart virus _____ 3	
mild dyskaryosis _____ 3		herpes _____ 4	
moderate dyskaryosis _____ 7		actinomyces _____ 5	
severe dyskaryosis _____ 4		other (specify) _____ 6	
severe dyskaryosis/ ? invasive carcinoma _____ 5		Signature _____	
? glandular neoplasia _____ 6		date _____	
		Management suggested	
		normal recall _____ 1	
		repeat smear	
		in _____ months _____ 2	
		repeat smear after treatment _____ 3	
		gynaecological referral _____ 4	
		cancel recall _____ 5	



- Quality Improvement project seed-funded by Public Health England
  - How to improve uptake of screening in and around pregnancy
  - Opportunity to inform, educate and promote cervical screening in the antenatal and post-natal periods



[f](#) [t](#) [v](#) | [SIGN IN](#)



[HOME](#) ⌵

[PROGRAMMES](#) ⌵

[INSTRUCTOR TRAINING](#) ⌵

[BLOG](#)

[FIND A COURSE](#)



**NHS**  
**Somerset**  
Clinical Commissioning Group





## Maternity Information

Taunton and Somerset NHS Foundation Trust



Thinking About Having a Baby >



Pregnancy >



Labour >



The Early Weeks >



Existing Health Problems >



Lifestyle Choices >



Common Complaints in Pregnancy >



Problems in Pregnancy >



Tests in Pregnancy >



Twins and Multiple Births >



Cervical screening during pregnancy >



Preparing to Feed and Comfort Your Baby >



Stem Cell Banking and Diagnostics >



during pregnancy:

1. If you have missed/defaulted previous screening invitations
2. If you have previously had treatment for CIN2 or CIN3 that was incompletely removed (cervical intraepithelial neoplasia, with involved margins)
3. If you have previously had treatment for cervical cancer and you are less than 10 years post treatment
4. If you are currently under follow up at Colposcopy clinic (the GRACE centre will contact you directly and will see you during your pregnancy)

If you have received a letter inviting you for a smear test when you are pregnant and you are not sure whether you should have it or not please ask your midwife.

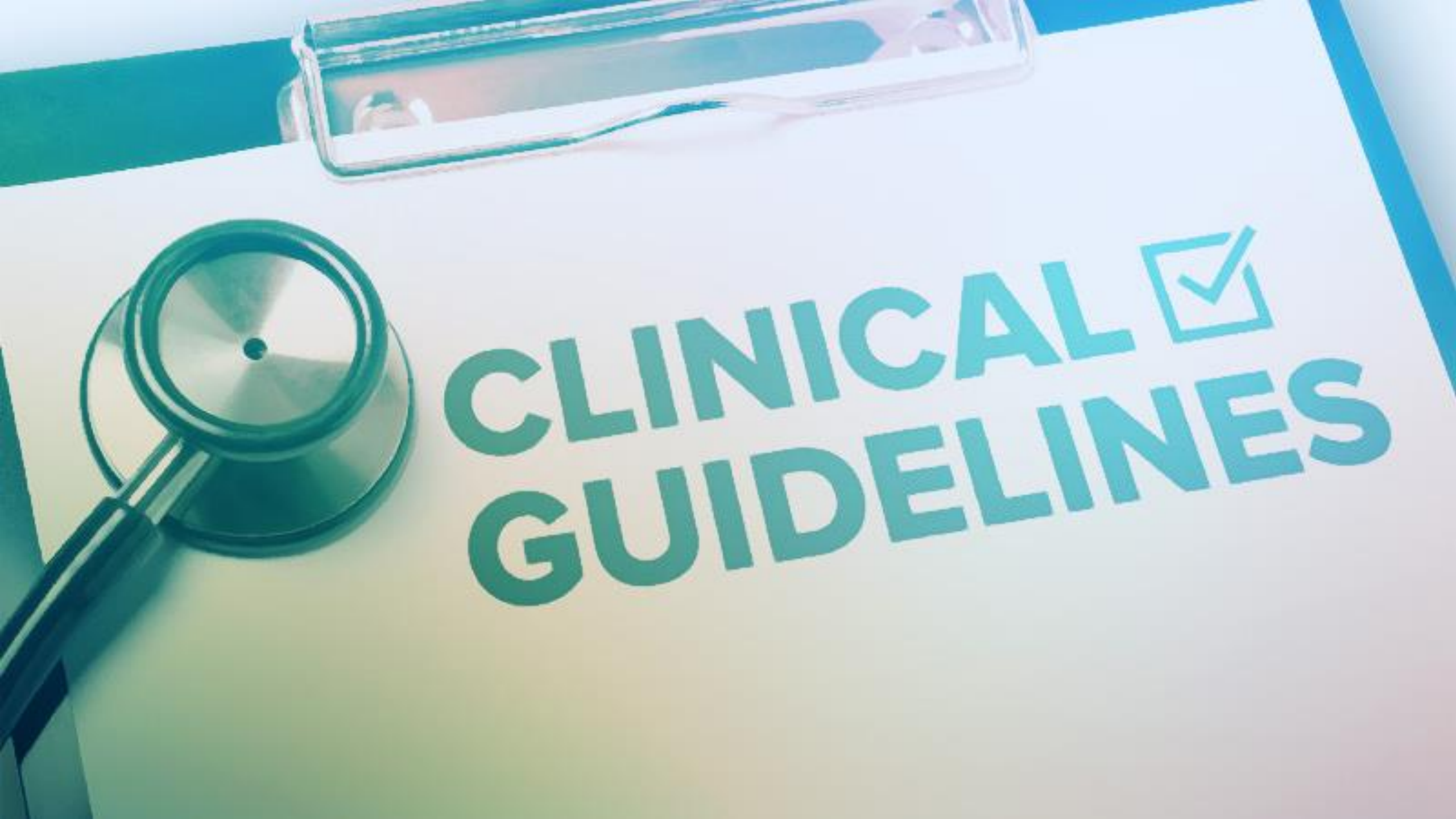


Cervical Smears And Pregnancy >

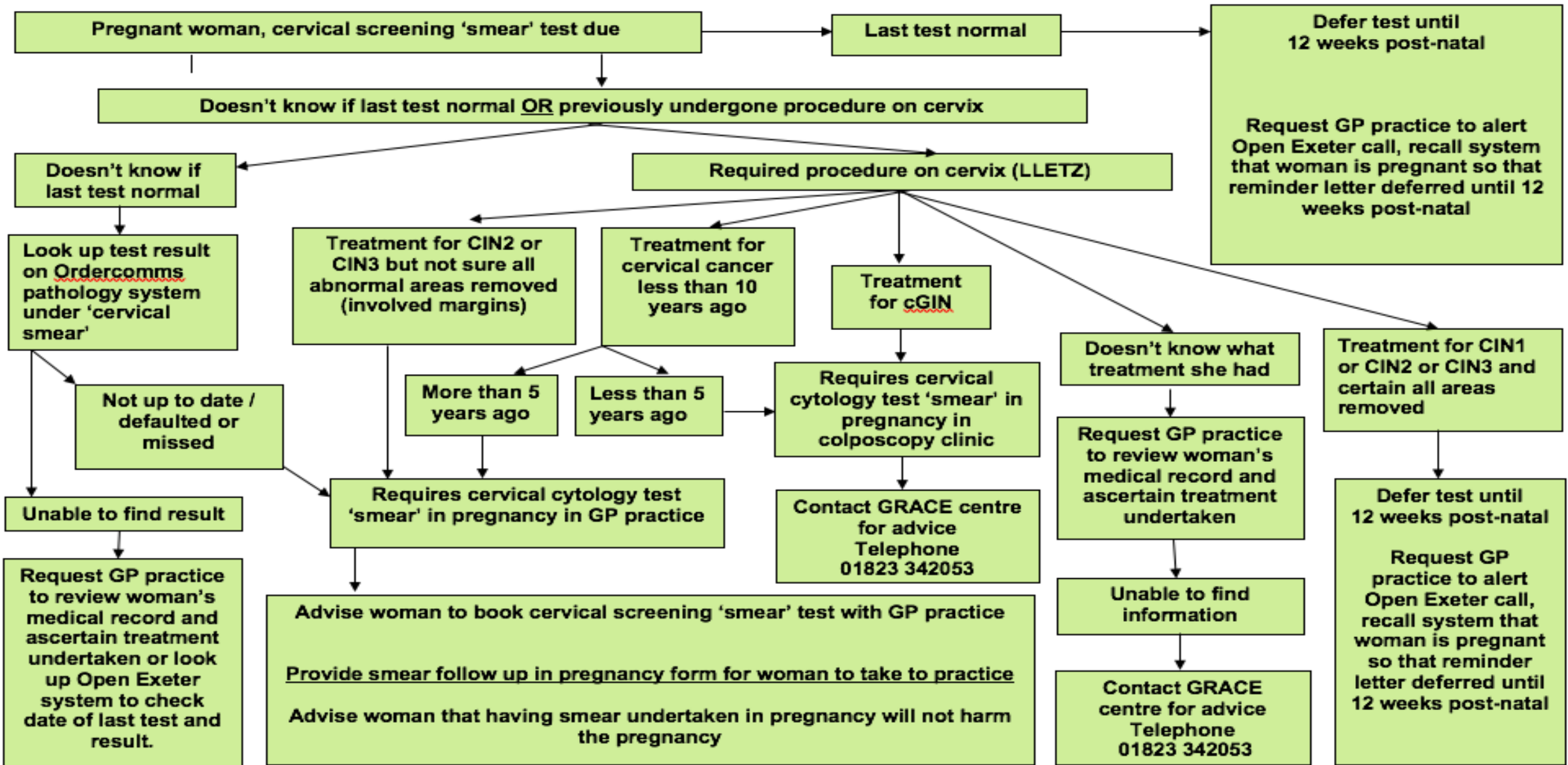


Cervical Screening Helping You Decide >



A photograph of a medical document titled "CLINICAL GUIDELINES" on a clipboard. The document is white with a blue border and is held by a silver metal clip at the top. A silver stethoscope is positioned on the left side of the page. The text "CLINICAL GUIDELINES" is printed in a large, bold, blue font, with a blue checkmark icon to the right of the word "CLINICAL".

**CLINICAL**   
**GUIDELINES**



If there are any queries that do not fit into this flowchart please contact GRACE centre for advice Telephone 01823 342053

LLETZ = Large Loop Excision of the Transformation Zone  
 CIN = cervical intraepithelial neoplasia (1 = low grade, 2 or 3 = high grade)  
 cGIN = cervical glandular intraepithelial neoplasia



**No  
Access**





Reminder!

**Outcome: Test of cure screen in 6 months with GP**

**CUT ME OFF AND KEEP ME HANDY**

Your test of cure smear is due on .....**10/10/2019**.....

If you are pregnant when your test of cure smear is due, please contact us on 01823 342053.

Yours sincerely

Electronically signed by  
Dr. S. Coleridge

copy

## New evening and weekend GP services

You can now access an appointment at a GP practice in the evening or at the weekend if you are a Somerset registered patient.

Local groups of practices are working together to deliver improved access to routine appointments in the evening and at weekends.

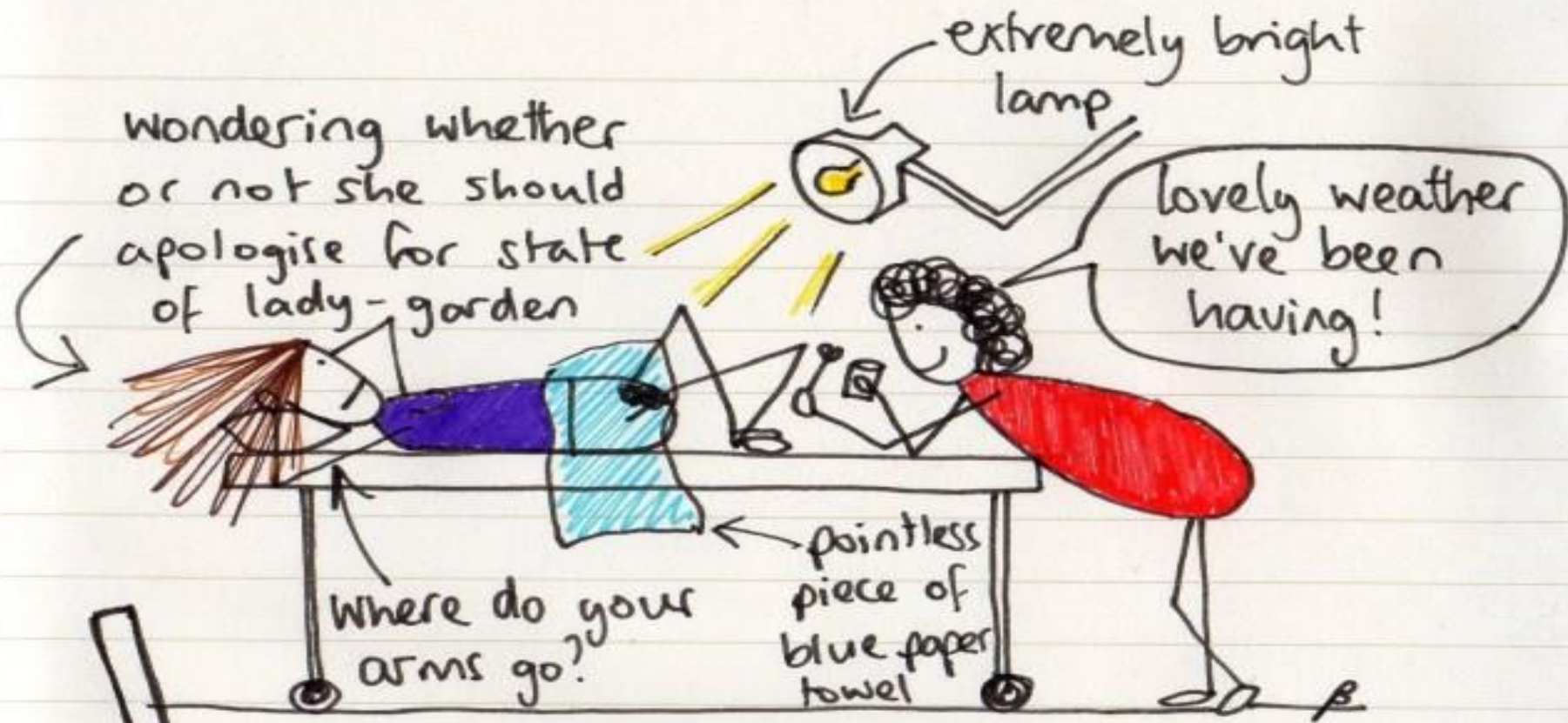
You can book one of these appointments by talking to the receptionist at your registered practice during opening hours.

If you or your family members become ill overnight or at the weekend and need medical advice outside of opening times, you should continue to call NHS 111.



TO MAKE LIFE EASIER, WE'RE AVAILABLE  
**7 DAYS A WEEK**





facebook.com/betamum

knickers, after much umming and ahing (folded or scrunched? On chair or on floor?)





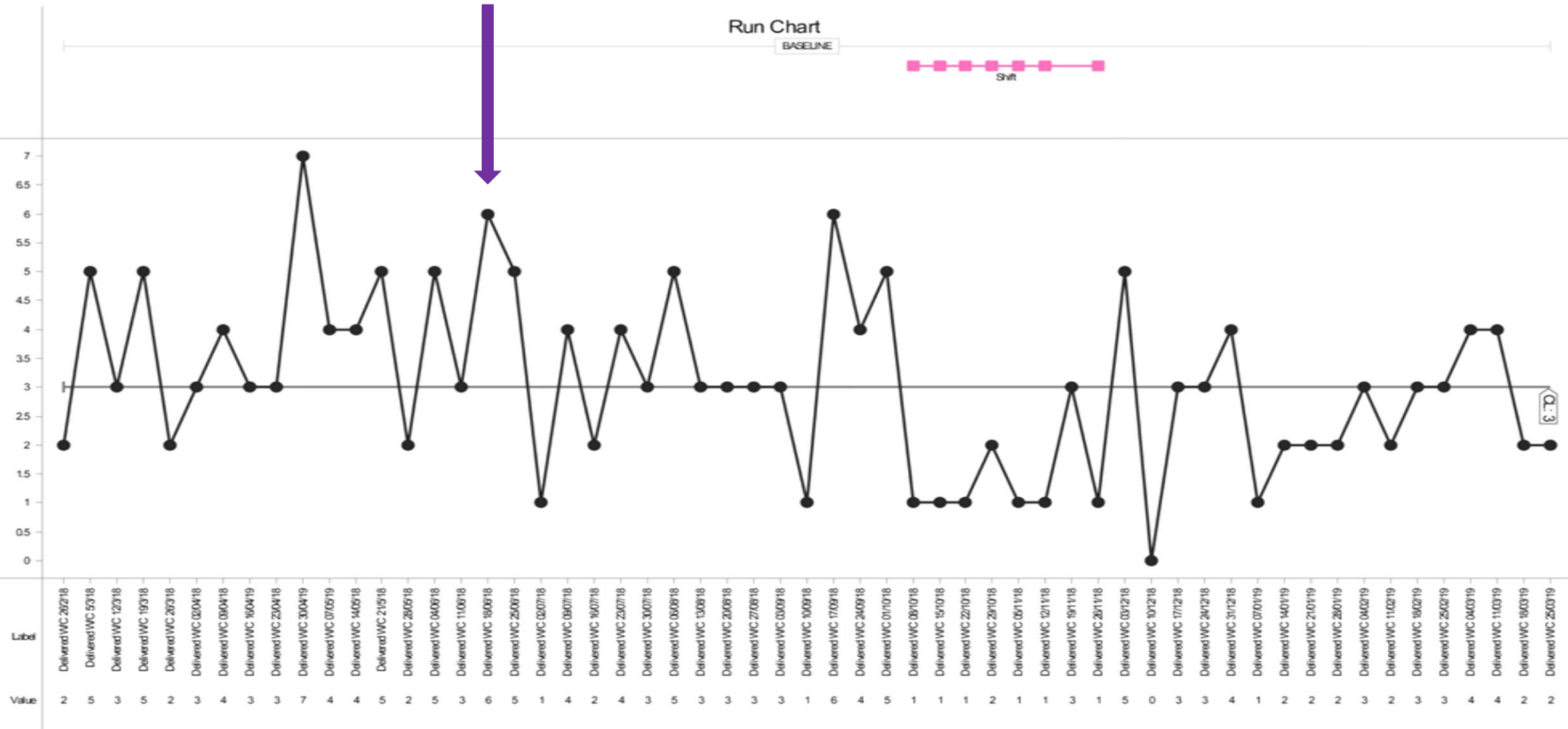
A woman with long, wavy blonde hair is sitting in a black chair, smiling warmly at the camera. She is wearing a grey and black patterned top. She is holding a baby in her arms. The baby is wearing a blue and white striped bib and a light blue long-sleeved shirt. The background is a plain, light-colored wall.

I'm a mum and I'm a survivor of cervical cancer

# Run Chart

BASELINE

Shift



February 2018 to October 2018

October 2018 to April 2019

Maternity Services, Our Digital Future



WHAT'S NEXT?

An aerial photograph showing a vast, undulating sea of white, fluffy clouds that stretch to the horizon. The sky above is a clear, deep blue. The text "WHAT'S NEXT?" is superimposed in the upper half of the image, rendered in a white, pixelated, blocky font.